

# Betri Garðabær 2019 - aldurshópar

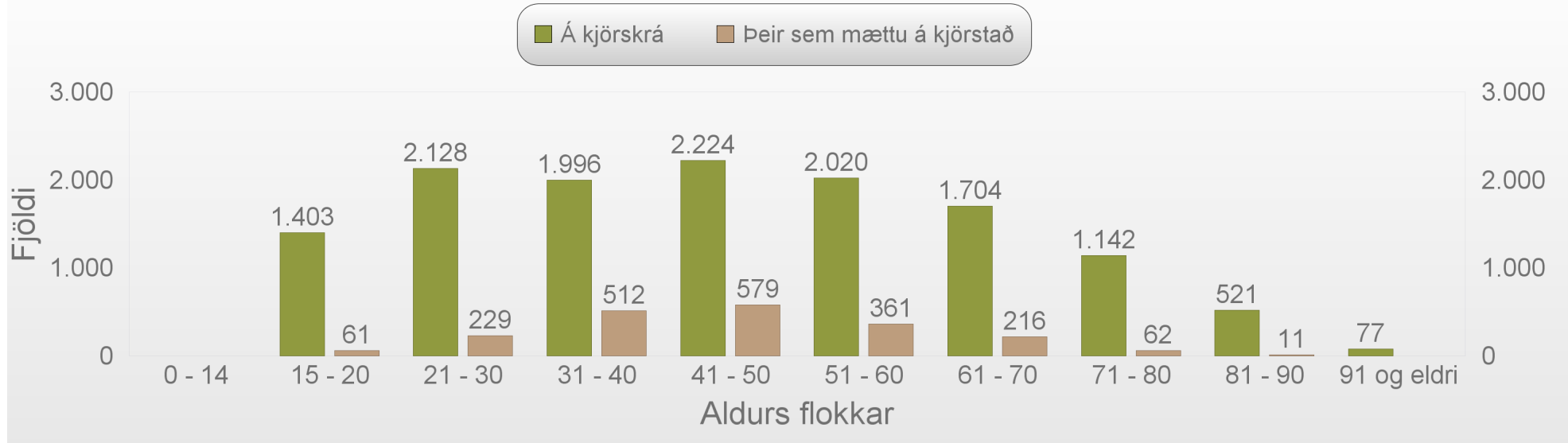
	Aldurs bil	Á kjörskrá	Þar af kusu	Hlutfall	
1	0 - 14				
2	15 - 20	1.403	61	4,35%	
3	21 - 30	2.128	229	10,76%	
4	31 - 40	1.996	512	25,65%	
5	41 - 50	2.224	579	26,03%	
6	51 - 60	2.020	361	17,87%	
7	61 - 70	1.704	216	12,68%	
8	71 - 80	1.142	62	5,43%	
9	81 - 90	521	11	2,11%	
10	91 og eldri	77			

Alls á Kjörskrá: 13215

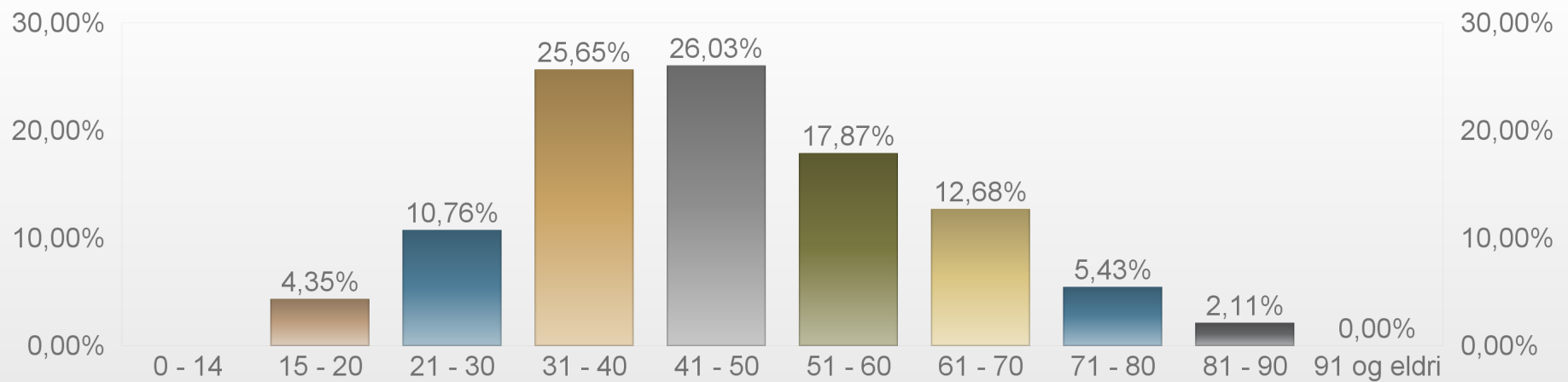
Á kjörstað mættu: 2031

# Betri Garðabær 2019 - aldurshópar

## Kjörsókn eftir aldri



## Hlutfall viðkomandi aldurshópi sem mætti á kjörstað



# Betri Garðabær 2019 - kyn

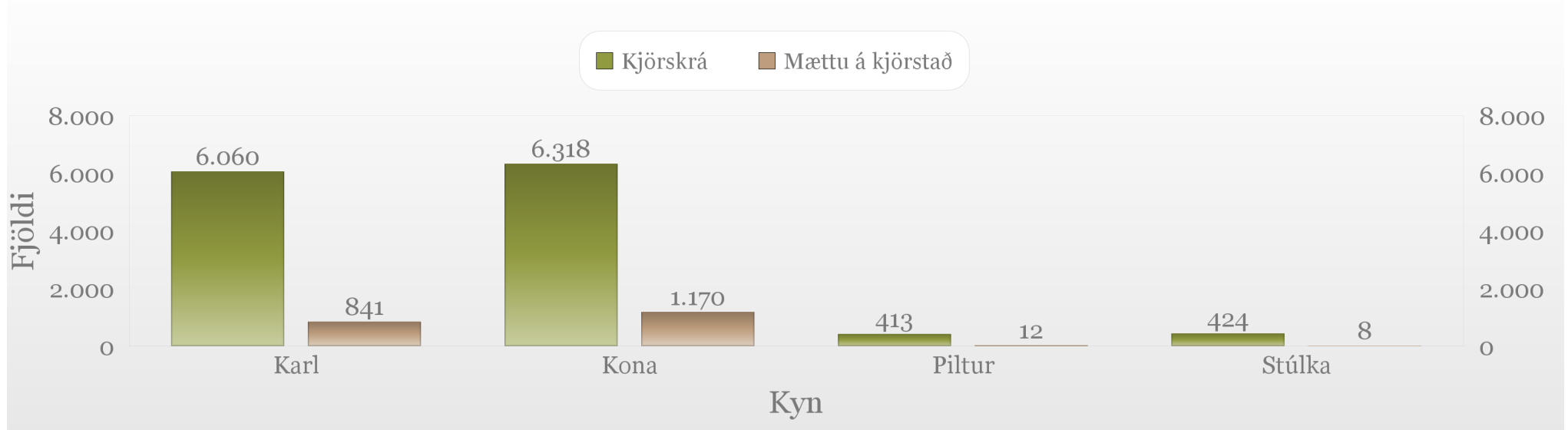
	Kyn	Á kjörskrá	Sem kusu	Hlutfall / kyn	Hlutfall / kjörskrá	Hlutfall / Kjósendur
1	Karl	6060	841	13,88%	6,36%	40,01%
2	Kona	6318	1170	18,52%	8,85%	55,66%
3	Piltur	413	12	2,91%	0,09%	0,57%
4	Stúlka	424	8	1,89%	0,06%	0,38%

Alls á Kjörskrá: 13.215

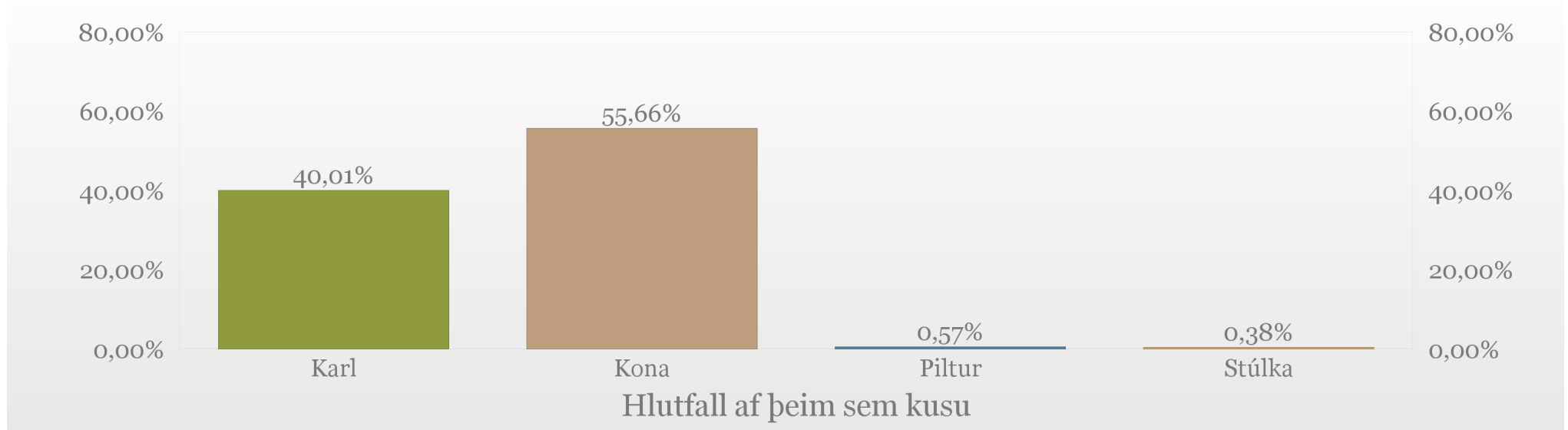
Á kjörstað mættu: 2.031

# Betri Garðabær 2019 - kyn

## Kyn - kjörsókn

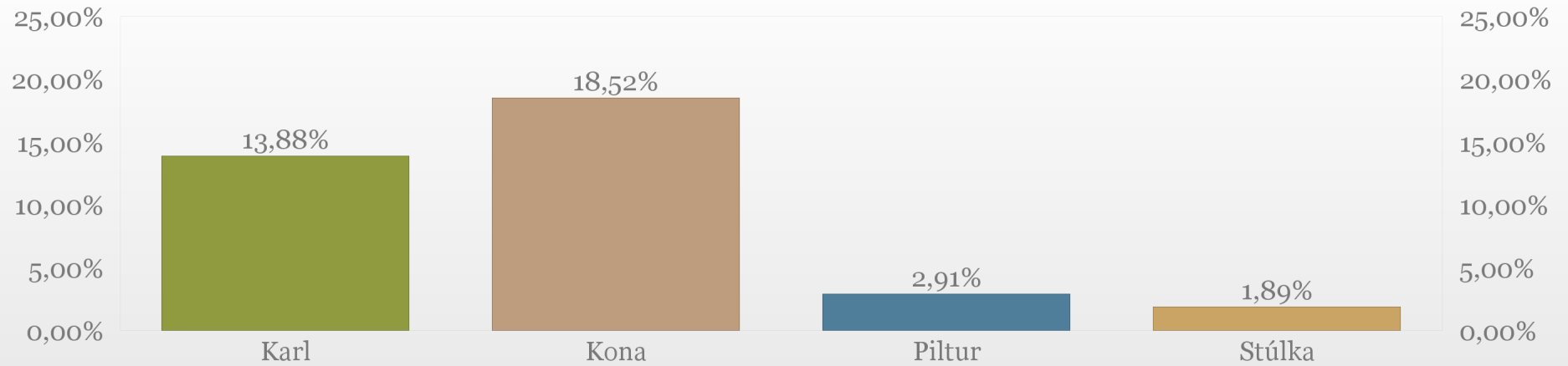


## Kynjahlufall þeirra sem mættu á kjörstað

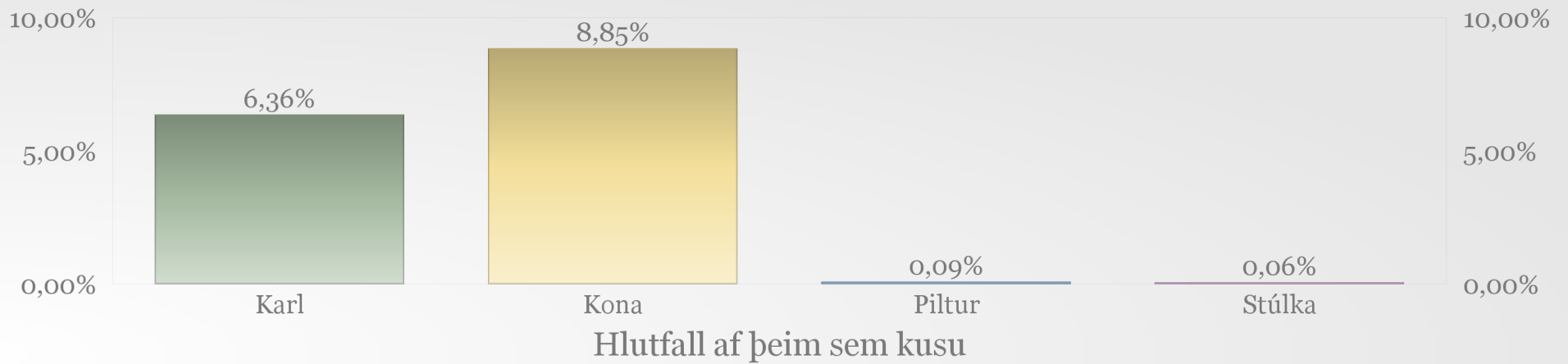


# Betri Garðabær 2019 - kyn

## Hlutfall viðkomandi kyns sem mætti á kjörstað



## Hlutfall kyns í kjörsókn



Hlutfall af þeim sem kusu